

# Retroactivity to the Input in Complex Gene Transcription Networks

Andras Gyorgy and Domitilla Del Vecchio

**Abstract**—Synthetic biology is a bottom-up engineering discipline: biological modules are systematically designed with predefined behavior and then combined to build up larger circuits. Although the modules produce the desired behavior in isolation, they fail to operate properly when they are connected due to retroactivity, an effect which extends the notion of impedance to biomolecular systems. Despite playing a central role, retroactivity is not yet characterized in complex gene transcription networks. In this paper, we mathematically describe and quantify this effect. This result is obtained by applying singular perturbation on the finite time interval. We identify the biomolecular counterpart of impedance and introduce the effective retroactivity to the input of a gene. Furthermore, we provide a theorem describing how modules affect each other when connected. We restore modular composition of synthetic circuits by extending the characterization of modules with internal and input retroactivities. We illustrate the implications of the results by investigating crosstalk in a simple genetic system.

## I. INTRODUCTION

Modularity is a central concept in every engineering discipline. In lack of it, building large, complex systems by composing smaller, simple pieces together is infeasible. Digital electronics prominently illustrates this: with functional modules such as clocks, memories and arithmetic units one can design large systems by connecting these basic building blocks. What makes this approach powerful is the fact that modules behave the same as if they were in isolation.

In case of analog electronics, modules typically affect each other. However, the behavior of connected modules can be easily described by considering their models in isolation. The fundamental theorem by Thevenin [1] makes it possible to substitute electrical circuits between any two terminals by an equivalent circuit consisting of the series connection of a single voltage source and impedance. When connecting modules, one can consider the equivalent models describing the modules' behavior in isolation. This result heavily relies on the fact that the impedance of an electrical component remains unchanged when connected to other components.

Synthetic biology is closely related to analog electronics. The basic building blocks are transcription components producing a single transcription factor (TF) as output and taking a few TFs as input. Instead of wires, transcription components are connected via binding reactions: input TFs bind to the promoter region and as a result

of transcription and translation processes the output TF is produced. Given the close relationship between synthetic biology and analog electronics, it is natural that an impedance-like effect is observable when connecting biomolecular components together: this effect is called retroactivity [2]. Retroactivity arises whenever two molecules bind together describing the fact that these molecules become unavailable for other reactions. A key feature of retroactivity is that it enables a downstream system to affect the behavior of the upstream one [3], [4]. In spite of its central role, retroactivity is not yet characterized for complex gene transcription networks.

Therefore, in this paper we characterize retroactivity in gene transcription networks with arbitrary topology. We define the effective retroactivity to the input of a transcription component and we argue that it can be interpreted as the biomolecular analog of impedance. We introduce the internal retroactivity of a module capturing the effect of intramodular connections. This is followed by our main result: a theorem for complex gene transcription networks describing how the dynamics of modules change upon interconnection. We introduce the effective retroactivity to the input of a module, a quantity similar to input impedance. We show how the dynamics of interconnected modules can be determined considering (i) their dynamics in isolation, (ii) their internal retroactivity and (iii) their retroactivity to the input. We therefore recover a modular approach to understand the dynamics of complex systems by augmenting their description with internal and input retroactivities. For the most common binding types (independent, cooperative and competitive) we provide the explicit expression of the effective retroactivity to the input of a transcription component. This means that having a transcription network where the binding reactions are of these basic types, one can compute the internal and input retroactivity of a module just as easily as in case of electrical circuits. In order to show the power of the framework, we investigate crosstalk between modules.

Our work is complementary to those partitioning large transcription networks into modules by minimizing retroactivity ([5], [6], [7] and [8]). Here, we analytically characterize and quantify retroactivity using singular perturbation theory. Singular perturbation has been used before as a powerful model reduction approach for gene network models [9]. The notion of retroactivity connects with the idea of fan-out introduced in [10]. Our approach is based on the tools of dynamical systems analysis, hence it connects with other disciplines of biochemical systems analysis, such as metabolic control analysis [11], [12] and

A. Gyorgy is with the Department of Electrical Engineering and Computer Science, MIT, Cambridge, MA 02139, USA [gyorgy@mit.edu](mailto:gyorgy@mit.edu)

D. Del Vecchio is with the Department of Mechanical Engineering, MIT, Cambridge, MA 02139, USA [ddv@mit.edu](mailto:ddv@mit.edu)

metabolic supply and demand analysis [13]. However, whereas these methods are primarily interested in the steady state and near-equilibrium behavior of a system, we focus on the dynamics of modules and biomolecular circuits.

## II. SYSTEM MODEL

We view a gene transcription network as a hierarchical structure with three levels: nodes represent transcription components, a group of connected nodes forms a module, whereas a system consists of several modules. Throughout the paper, species are denoted by capital letters, whereas the corresponding lower case letter stands for their concentration, e.g., the concentration of free TF  $X_2$  is  $x_2$ . Moreover, let us use the superscript for referring to modules, that is,  $X_2^M$  belongs to module  $M$ .

### A. First Hierarchical Level: Nodes

Transcription networks are usually viewed as the input/output interconnection of fundamental building blocks called transcription components (nodes). A transcription component (Fig. 1a) takes a number of TFs as input forming complexes with the promoter sites through reversible reactions to produce a single TF as output, through the process of gene expression [14].

Denote by  $Z_{p,k}$  ( $k = 1, 2, \dots, \zeta_p$ ) the TFs regulating  $X_p$ , and call them the parents of node  $p$  (Fig. 1b). Moreover, define  $Z_p$  as the set of parents of node  $p$ . The concentration of  $Z_{p,k}$  is denoted by  $z_{p,k}$ , whereas  $z_p$  stands for the concentration vector of parents of node  $p$ , that is,  $z_p \triangleq [z_{p,1} \ z_{p,2} \ \dots \ z_{p,\zeta_p}]^T$ .

Furthermore, denote by  $C_{p,i}$  ( $i = 0, 1, 2, \dots, \chi_p$ ) the possible complexes formed by the promoter of  $X_p$  with some  $Z_{p,k} \in Z_p$  such that  $C_{p,0}$  is the free promoter. Moreover, let  $C_p$  be the set of possible complexes corresponding to node  $p$  and define  $c_p$  as the concentration vector of complexes at node  $p$  except for the free promoter, i.e.,  $c_p \triangleq [c_{p,1} \ c_{p,2} \ \dots \ c_{p,\chi_p}]^T$ .

The reactions we consider for node  $p$  are as follows. We denote by  $v_p$  and  $\delta_p$  the external input and protein decay, respectively, that is,  $\emptyset \xrightleftharpoons[\delta_p]{v_p} X_p$ . Reversible binding reactions are characterized by rate constants  $\alpha_{p,i,j}$  and  $\alpha_{p,j,i}$

such that  $C_{p,i} + Z_{p,k} \xrightleftharpoons[\alpha_{p,j,i}]{\alpha_{p,i,j}} C_{p,j}$  for  $Z_{p,k} \in Z_p$ . Moreover, we denote by  $\pi_{p,i}$  the rate constants describing protein production:  $C_{p,i} \xrightarrow{\pi_{p,i}} C_{p,i} + X_p$ . Finally, we assume that the total concentration of promoter ( $\eta_p$ ) is conserved:

$$\eta_p = \sum_{i=0}^{\chi_p} c_{p,i}. \quad (1)$$

Define the set  $\Omega_p$  as follows:  $(i, j, k) \in \Omega_p$  if TF  $Z_{p,k}$  can bind to complex  $C_{p,i}$  forming complex  $C_{p,j}$ , i.e.,  $C_{p,i} + Z_{p,k} \xrightleftharpoons[\alpha_{p,j,i}]{\alpha_{p,i,j}} C_{p,j}$  with  $Z_{p,k} \in Z_p$ . For instance, consider node  $p$  having two parents  $Z_{p,1}$  and  $Z_{p,2}$  binding cooperatively, that is, first  $Z_{p,1}$  has to bind to the free promoter  $C_{p,0}$  forming complex  $C_{p,1}$ , and only after that can  $Z_{p,2}$  bind resulting in complex  $C_{p,2}$ . In this case  $\Omega_p = \{(0, 1, 1), (1, 2, 2)\}$ .

Considering the reactions for node  $p$ , one can write  $\dot{c}_{p,i} = \bar{\varphi}_{p,i}(c_p, z_p, c_{p,0})$  for  $i = 0, 1, \dots, \chi_p$  with

$$\begin{aligned} \bar{\varphi}_{p,i}(c_p, z_p, c_{p,0}) \triangleq & \sum_{\{j,k|(j,i,k) \in \Omega_p\}} (\alpha_{p,j,i} c_{p,j} z_{p,k} - \alpha_{p,i,j} c_{p,i}) \\ & - \sum_{\{j,k|(i,j,k) \in \Omega_p\}} (\alpha_{p,i,j} c_{p,i} z_{p,k} - \alpha_{p,j,i} c_{p,j}). \end{aligned}$$

Conservation law (1) implies  $c_{p,0} = \eta_p - \sum_{i=1}^{\chi_p} c_{p,i}$ . Substituting it back to  $\bar{\varphi}_{p,i}(c_p, z_p, c_{p,0})$  we obtain  $\varphi_{p,i}(c_p, z_p)$ , that is,  $\dot{c}_{p,i} = \varphi_{p,i}(c_p, z_p)$  for  $i = 0, 1, \dots, \chi_p$ . In addition, it follows from (1) that  $\sum_{i=0}^{\chi_p} \dot{c}_{p,i} = 0$ . Consequently, we can disregard one of the equations  $\dot{c}_{p,i} = \varphi_{p,i}(c_p, z_p)$ , for instance the one standing for the free promoter ( $i = 0$ ). Introducing  $\varphi_p(c_p, z_p) \triangleq [\varphi_{p,1}(c_p, z_p) \ \varphi_{p,2}(c_p, z_p) \ \dots \ \varphi_{p,\chi_p}(c_p, z_p)]^T$ , the evolution of complexes at node  $p$  is described by

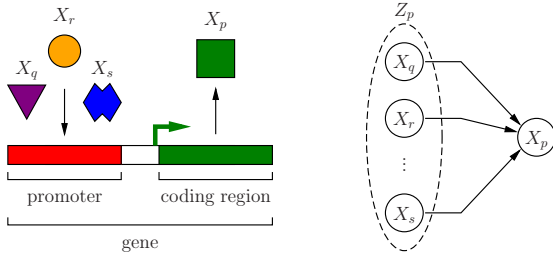
$$\dot{c}_p = \varphi_p(c_p, z_p). \quad (2)$$

If  $X_p$  is not taken as input by any nodes (including node  $p$  itself), that is,  $X_p$  does not take part in any binding reaction, then its dynamics can be described by  $\dot{x}_p = g_p(x_p, c_p)$  with  $g_p(x_p, c_p) \triangleq v_p - \delta_p x_p + \sum_{i=0}^{\chi_p} \pi_{p,i} c_{p,i}$ .

**Definition 1.** The isolated dynamics of node  $p$  are defined as  $\dot{c}_p = \varphi_p(c_p, z_p)$  and  $\dot{x}_p = g_p(x_p, c_p)$ .

Assume now that  $X_p$  is taken as input to other nodes, that is,  $X_p$  takes part in binding reactions. Having a total of  $n$  nodes, define  $c \triangleq [c_1^T \ c_2^T \ \dots \ c_n^T]^T$ , the concentration vector of all complexes (except for the free promoters). Denote by  $b_p(c)$  the concentration of bound  $X_p$ , or equivalently, the concentration of complexes having  $X_p$  bound:  $b_p(c) \triangleq \sum_{q=1}^n \sum_{\{i|(j,i,k) \in \Omega_q, Z_{q,k} = X_p\}} c_{q,i}$ . Note that  $\dot{b}_p(c)$  represents the rate of change of bound  $X_p$ . Consequently, the rate of change of free  $X_p$  due to binding reactions is  $-\dot{b}_p(c)$ . Combining this with the reactions considered in the system, we obtain  $\dot{x}_p = f_p(x_p, c)$  with

$$f_p(x_p, c) \triangleq v_p - \delta_p x_p + \sum_{i=0}^{\chi_p} \pi_{p,i} c_{p,i} - \dot{b}_p(c). \quad (3)$$



(a) Transcription component  $p$

(b) Node  $p$  with its parents  $Z_p$

Fig. 1: (a) The promoter contains the regulatory sites where input TFs ( $X_q, X_r, \dots, X_s$ ) can bind forming complexes  $C_{p,i}$  ( $i = 0, 1, \dots, \chi_p$ ). The coding region encodes the genetic information required for the expression of the output TF ( $X_p$ ). (b) There is a directed edge from node  $q$  to  $p$  if  $X_q$  is an input to the transcription component producing  $X_p$ , and we refer to  $X_q$  as the parent of node  $p$ .

**Definition 2.** The *connected dynamics of node  $p$*  are defined as  $\dot{c}_p = \varphi_p(c_p, z_p)$  and  $\dot{x}_p = f_p(x_p, c)$ .

### B. Second Hierarchical Level: Modules

Modules are considered to be a group of connected nodes with some functionality.

**Definition 3.** A *module* is defined as  $(X, C, U, P)$  where

- $X = \{X_1, X_2, \dots, X_n\}$  is the set of TFs in the module;
- $C = \{C_1, C_2, \dots, C_n\}$  is the set of complexes in the module, where  $C_p = \{C_{p,0}, C_{p,1}, \dots, C_{p,\chi_p}\}$  is the set of complexes formed at node  $p$ ;
- $U = \{U_1, U_2, \dots, U_m\}$  is the set of inputs to the module where  $U_i$  is a TF from a different module;
- $P = \{P_1, P_2, \dots, P_n\}$  is the set of parameters describing the reactions of the module, where  $P_p$  is the set of parameters associated with node  $p$ .

Since a module is an ensemble of connected nodes, the ODE model of a module is simply  $\dot{c}_p = \varphi_p(c_p, z_p)$  and  $\dot{x}_p = f_p(x_p, c)$  for  $p = 1, 2, \dots, n$  with (2)–(3). Furthermore, introduce  $x \triangleq [x_1 \ x_2 \ \dots \ x_n]^T$ , the concentration vector of free TFs in the module and

$$\varphi(x, c, u) \triangleq \begin{bmatrix} \varphi_1(c_1, z_1) \\ \varphi_2(c_2, z_2) \\ \vdots \\ \varphi_n(c_n, z_n) \end{bmatrix}, \quad (4)$$

$$f(x, c) \triangleq \begin{bmatrix} f_1(x_1, c) \\ f_2(x_2, c) \\ \vdots \\ f_n(x_n, c) \end{bmatrix}. \quad (5)$$

Note that in (4) the argument on the right hand side is  $c_p$  and  $z_p$  for  $p = 1, 2, \dots, n$ , whereas on the left hand side it is  $x$ ,  $c$  and  $u$ . This is because  $\cup_{p=1}^n Z_p \subseteq X \cup U$ , i.e., parents in the module are either nodes in the module or inputs.

**Definition 4.** The *isolated dynamics of module  $M$*  are defined as  $\dot{c} = \varphi(x, c, u)$  and  $\dot{x} = f(x, c)$ .

The above definition describes the case when TFs of the module are not taken as input to any other module, that is, the module is in isolation.

Furthermore, the module's dynamics without considering the loading effect of intramodular binding reactions are given by  $\dot{c} = \varphi(x, c, u)$  and  $\dot{x} = g(x, c)$  with  $g(x, c)$  being the column vector of  $g_p(x_p, c_p)$  for  $p = 1, 2, \dots, n$ .

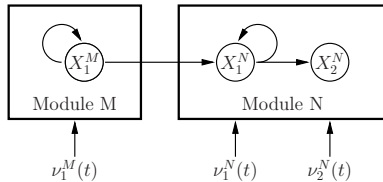


Fig. 2: Module  $M$  consists of one node with no inputs, whereas module  $N$  comprises two nodes with one input ( $U_1^N = X_1^M$ ). Their interconnection forms module  $MN$  with no input and three nodes ( $X_1^{MN} = X_1^M$ ,  $X_2^{MN} = X_1^N$  and  $X_3^{MN} = X_2^N$ ).

**Example 1.** Consider the system in Fig. 2, which will serve as a running example. Given that  $X_1^N$  has two parents, we choose  $Z_{1,1}^N = X_1^M$  and  $Z_{1,2}^N = X_1^N$ . There are four complexes associated with node 1 in module  $N$ : the free promoter at this node is denoted by  $C_{1,0}^N$ , whereas  $C_{1,1}^N$  and  $C_{1,2}^N$  stand for the complexes of promoter with  $X_1^M$  and  $X_1^N$ , respectively. Finally,  $C_{1,3}^N$  denotes the complex of promoter with both TFs bound.

Considering the three basic binding patterns:

- independent binding: the binding of  $X_1^M$  is independent of the binding of  $X_1^N$ , i.e.,  $\alpha_{1,0,1}^N = \alpha_{1,2,3}^N$ ,  $\alpha_{1,1,0}^N = \alpha_{1,3,2}^N$ ,  $\alpha_{1,0,2}^N = \alpha_{1,1,3}^N$  and  $\alpha_{1,2,0}^N = \alpha_{1,3,1}^N$ ,
- cooperative binding:  $X_1^N$  can only bind after  $X_1^M$ , i.e.,  $\alpha_{1,0,2}^N = \alpha_{1,2,0}^N = \alpha_{1,2,3}^N = \alpha_{1,3,2}^N = 0$ ,
- competitive binding:  $X_1^M$  and  $X_1^N$  can not be both bound, i.e.,  $\alpha_{1,1,3}^N = \alpha_{1,3,1}^N = \alpha_{1,2,3}^N = \alpha_{1,3,2}^N = 0$ .

### C. Third Hierarchical Level: Systems

**Definition 5.** We say modules  $M$  and  $N$  are *composable* if  $X^M \cap X^N = \emptyset$ , that is, the modules do not share nodes.

**Definition 6.** The *interconnection* of composable modules  $M$  and  $N$  is module  $MN$  such that  $X^{MN} \triangleq X^M \cup X^N$ ,  $C^{MN} \triangleq C^M \cup C^N$ ,  $U^{MN} \triangleq U^M \cup U^N \setminus X^{MN}$ ,  $P^{MN} \triangleq P^M \cup P^N$ , and for all  $i, j$  such that  $U_i^M = X_j^N$  set  $u_i^M \triangleq x_j^N$ , and similarly, if  $U_i^N = X_j^M$  set  $u_i^N \triangleq x_j^M$ .

## III. EFFECT OF INTERCONNECTIONS

Our first question relates to connecting nodes: what is the relation between the isolated and connected dynamics of a node? The second question focuses on connecting modules: how do the dynamics of composable modules change upon interconnection? For simpler notation, we only use the superscript when we need to distinguish modules, i.e., when there are multiple modules in focus.

### A. Effective Retroactivity to the Input of a Node

Consider  $n$  interconnected nodes, that is, a module. Define the *parent matrix of node  $p$*  as  $\Psi_p = [\Psi_p]_{\zeta_p \times \chi_p}$ , where  $[\Psi_p]_{k,j} = 1$  if there exists  $i$  such that  $(i, j, k) \in \Omega_p$ , otherwise it is zero. Since  $[\Psi_p]_{k,j} = 1$  means that complex  $C_{p,j}$  has TF  $Z_{p,k}$  bound, we can calculate the concentration of bound parents at each node by defining

$$w_p(c_p) \triangleq \Psi_p c_p \quad (6)$$

with  $w_p(c_p) = [w_{p,1}(c_p) \ w_{p,2}(c_p) \ \dots \ w_{p,\zeta_p}(c_p)]^T$ . Note that  $w_{p,k}(c_p)$  denotes the total concentration of complexes at node  $p$  having TF  $Z_{p,k}$  bound, or equivalently, the total concentration of bound  $Z_{p,k}$  at node  $p$  ( $p = 1, 2, \dots, n$  and  $k = 1, 2, \dots, \zeta_p$ ).

**Example 2.** Continuing Example 1, since  $C_{1,1}^N$  and  $C_{1,3}^N$  have  $Z_{1,1}^N = X_1^M$  bound, and similarly,  $C_{1,2}^N$  and  $C_{1,3}^N$  have  $Z_{1,2}^N = X_1^N$  bound, we have  $\Psi_1^N = \begin{bmatrix} 1 & 0 & 1 \\ 0 & 1 & 1 \end{bmatrix}$ .

Let  $\gamma_p(z_p) = [\gamma_{p,1}(z_p) \ \gamma_{p,2}(z_p) \ \dots \ \gamma_{p,\chi_p}(z_p)]^T$  be the solution of  $0 = \varphi_p(\gamma_p(z_p), z_p)$ , the concentration

of complexes at node  $p$  when  $\dot{c}_p = 0$ . By (1) we can define  $\gamma_{p,0}(z_p) \triangleq \eta_p - \sum_{i=1}^{X_p} \gamma_{p,i}(z_p)$ , the concentration of  $C_{p,0}$  (free promoter) when  $\dot{c}_p = 0$ .

Denote by  $\Phi$  the set of nodes in the module having parents, that is,  $\Phi = \{p \mid Z_p \neq \emptyset\}$ .

**Definition 7.** Define the *effective retroactivity to the input of node  $p$*  as

$$R_p(z_p) \triangleq \left. \frac{\partial w_p(c_p)}{\partial z_p} \right|_{c_p = \gamma_p(z_p)} \quad p \in \Phi. \quad (7)$$

In other words,  $R_p(z_p)$  denotes the sensitivity of the total concentration of bound parents to the concentration of free parents at node  $p$  when  $c_p = \gamma_p(z_p)$ , that is, when  $\dot{c}_p = 0$ . Furthermore, by (6)–(7) we obtain

$$R_p(z_p) = \Psi_p \frac{\partial \gamma_p(z_p)}{\partial z_p}. \quad (8)$$

Since  $\gamma_p(z_p)$  only depends on parameters of node  $p$ ,  $R_p(z_p)$  also depends only on the parameters of node  $p$ . Therefore,  $R_p(z_p)$  is the property of the node and it is independent of network topology, that is, it does not change upon interconnection. Furthermore, one can verify that  $R_p(z_p)$  is the generalization of retroactivity introduced in [2] for combinatorial regulation.

**Example 3.** Consider the system in Fig. 2. Defining dissociation constants  $k_1 \triangleq \frac{\alpha_{1,1,0}^M}{\alpha_{1,0,1}^M}$  and  $k_2 \triangleq \frac{\alpha_{2,1,0}^N}{\alpha_{2,0,1}^N}$ , one can calculate the effective retroactivities to the input of nodes in  $M$  and  $N$  using (8) and obtain:

$$R_1^M(z_1^M) = \eta_1^M \frac{\frac{1}{k_1}}{\left(1 + \frac{x_1^M}{k_1}\right)^2} \quad R_2^N(z_2^N) = \eta_2^N \frac{\frac{1}{k_2}}{\left(1 + \frac{x_1^N}{k_2}\right)^2}, \quad (9)$$

and considering the regulation patterns in Example 1:

(i) independent binding with  $k_M \triangleq \frac{\alpha_{1,1,0}^N}{\alpha_{1,0,1}^N} = \frac{\alpha_{1,3,2}^N}{\alpha_{1,2,3}^N}$  and

$$k_N \triangleq \frac{\alpha_{1,2,0}^N}{\alpha_{1,0,2}^N} = \frac{\alpha_{1,3,1}^N}{\alpha_{1,1,3}^N}$$

$$R_1^N(z_1^N) = \begin{bmatrix} \frac{\eta_1^N}{k_M} \left(1 + \frac{x_1^M}{k_M}\right)^{-2} & 0 \\ 0 & \frac{\eta_1^N}{k_N} \left(1 + \frac{x_1^N}{k_N}\right)^{-2} \end{bmatrix}; \quad (10)$$

(ii) cooperative binding with  $k_M \triangleq \frac{\alpha_{1,1,0}^N}{\alpha_{1,0,1}^N}$ ,  $k_N \triangleq \frac{\alpha_{1,3,1}^N}{\alpha_{1,1,3}^N}$  and

$$r \triangleq \eta_1^N \left(1 + \frac{x_1^M}{k_M} \left(1 + \frac{x_1^N}{k_N}\right)\right)^{-2}$$

$$R_1^N(z_1^N) = r \begin{bmatrix} \frac{1}{k_M} \left(1 + \frac{x_1^N}{k_N}\right) & \frac{1}{k_N} \frac{x_1^M}{k_M} \\ \frac{1}{k_M} \frac{x_1^N}{k_N} & \frac{1}{k_N} \frac{x_1^M}{k_M} \left(1 + \frac{x_1^M}{k_M}\right) \end{bmatrix}; \quad (11)$$

(iii) competitive binding with  $k_M \triangleq \frac{\alpha_{1,1,0}^N}{\alpha_{1,0,1}^N}$ ,  $k_N \triangleq \frac{\alpha_{1,2,0}^N}{\alpha_{1,0,2}^N}$  and

$$r \triangleq \eta_1^N \left(1 + \frac{x_1^M}{k_M} + \frac{x_1^N}{k_N}\right)^{-2}$$

$$R_1^N(z_1^N) = r \begin{bmatrix} \frac{1}{k_M} \left(1 + \frac{x_1^N}{k_N}\right) & -\frac{1}{k_N} \frac{x_1^M}{k_M} \\ -\frac{1}{k_M} \frac{x_1^N}{k_N} & \frac{1}{k_N} \left(1 + \frac{x_1^M}{k_M}\right) \end{bmatrix}. \quad (12)$$

Making later computations simpler, let us write

$$R_1^M(z_1^M) = a \quad R_1^N(z_1^N) = \begin{bmatrix} b & c \\ d & e \end{bmatrix} \quad R_2^N(z_2^N) = f, \quad (13)$$

where  $a, b, \dots, f$  are implicitly defined in (9)–(12).

### B. Effect of Intramodular Connections

Here, we show that the isolated dynamics of module  $M$  given in Definition 4 can be well approximated by considering the isolated dynamics of nodes in  $M$  and the effective retroactivity to the input of node  $p$  for  $p \in \Phi^M$ .

Consider node  $p \in \Phi^M$  (a node in  $M$  having parents) and some module  $N$ . Define the  $n^N \times \zeta_p^M$  transformation matrix  $T_{p,N}^M$  such that  $[T_{p,N}^M]_{i,j} = 1$  if  $X_i^N = Z_{p,j}^M$ , otherwise it is zero. Therefore,  $T_{p,N}^M$  provides us with a mapping between parents of node  $p \in \Phi^M$  and nodes in  $N$ .

**Example 4.** Considering Fig. 2, we have  $T_{1,M}^M = 1$  and

$$T_{1,MN}^M = \begin{bmatrix} 1 \\ 0 \\ 0 \end{bmatrix} \quad T_{1,N}^N = \begin{bmatrix} 0 & 1 \\ 0 & 0 \end{bmatrix} \quad T_{1,MN}^N = \begin{bmatrix} 1 & 0 \\ 0 & 1 \\ 0 & 0 \end{bmatrix}.$$

Given modules  $M$  and  $N$  (not necessarily composable) and node  $p \in \Phi^M$ , the *restriction of  $R_p^M(z_p^M)$  to  $N$*  is defined by

$$R_p^M(z_p^M)|_N \triangleq T_{p,N}^M R_p^M(z_p^M) [T_{p,N}^M]^T \quad p \in \Phi^M. \quad (14)$$

Based on (7), every row and column in  $R_p^M(z_p^M)$  correspond to a parent  $Z_{p,k}^M \in Z_p^M$  of node  $p \in \Phi^M$ . Every parent  $Z_{p,k}^M \in Z_p^M$  is either a node in  $N$  or not. With the restriction operator we select the rows and columns of  $R_p^M(z_p^M)$  corresponding to parents belonging to  $N$ , and rearrange them according to the order of nodes in  $N$ .

**Example 5.** Take  $R_1^N(z_1^N)$  from Example 3 with (13). Its first row and column belong to  $Z_{1,1}^N = X_1^M \in X^M$  (parent from  $M$ ), whereas the second row and column are associated with  $Z_{1,2}^N = X_1^N \in X^N$  (parent from  $N$ ). Therefore, when considering the restriction of  $R_1^N(z_1^N)$  to  $M$ , we select  $b$ . Since  $X_1^M$  is the only node in  $M$ , we have  $R_1^N(z_1^N)|_M = b$ . In case of  $R_1^N(z_1^N)|_N$ , we select  $e$  and since it belongs to parent  $X_1^N$  which is the first node in  $N$ , we obtain  $R_1^N(z_1^N)|_N = \begin{bmatrix} e & 0 \\ 0 & 0 \end{bmatrix}$ . Similarly, when considering the restriction of  $R_1^N(z_1^N)$  to  $MN$ , we select the whole matrix and rearrange its rows and columns

according to the order of nodes in  $MN$  and obtain

$$R_1^N(z_1^N)|_{MN} = \begin{bmatrix} b & c & 0 \\ d & e & 0 \\ 0 & 0 & 0 \end{bmatrix}.$$

**Definition 8.** The *internal retroactivity of module  $M$*  is

$$R(x, u) \triangleq \begin{cases} \sum_{p \in \Phi} R_p(z_p)|_M & \text{if } \Phi \neq \emptyset \\ 0_{n \times n} & \text{otherwise} \end{cases} \quad (15)$$

where  $\Phi$  is the set of nodes in  $M$  having parents.

According to [14], the binding reactions are much faster than protein production and decay. Therefore, picking protein decay rate  $\delta_r \neq 0$  and dissociation rate  $\alpha_{s,k,l} \neq 0$

$$\varepsilon \triangleq \frac{\delta_r}{\alpha_{s,k,l}} \quad (16)$$

is a dimensionless small parameter, that is,  $\varepsilon \ll 1$ .

Define the system  $\dot{\bar{x}} = \bar{f}(\bar{x}, u)$  with

$$\bar{f}(\bar{x}, u) \triangleq [I + R(\bar{x}, u)]^{-1} g(\bar{x}, \gamma(\bar{x}, u)) \quad (17)$$

where  $\gamma(\bar{x}, u)$  is the solution of  $0 = \varphi(\bar{x}, \gamma(\bar{x}, u), u)$ . Let  $\bar{x}(0)$  be implicitly defined as the solution of  $0 = \varphi(\bar{x}(0), \gamma(\bar{x}(0), u(0)), u(0))$  such that  $x(0) + b(c(0)) = \bar{x}(0) + b(\gamma(\bar{x}(0), u(0)))$ .

**Theorem 1.** Let  $(x(t), c(t))$  be the solution of  $\dot{x} = f(x, c)$  and  $\dot{c} = \varphi(x, c, u)$  for  $t \in [0, t_f]$  with initial conditions  $(x(0), c(0))$ . Let  $\bar{x}(t)$  be the solution of  $\dot{\bar{x}} = \bar{f}(\bar{x}, u)$  for  $t \in [0, t_f]$  with initial condition  $\bar{x}(0)$ . Then, there exist constants  $\varepsilon^*, t_0, T > 0$  such that for  $0 < \varepsilon < \varepsilon^*$

$$\|x(t) - \bar{x}(t)\|_2 = O(\varepsilon) \quad t \in [t_0, T]$$

provided that the matrix  $\left. \frac{\partial \varphi}{\partial c} \right|_{c=\gamma(\bar{x}, u)}$  is Hurwitz.

*Proof sketch:* Define  $\xi \triangleq x + b(c)$ . Replace constants  $\alpha_{p,i,j}$  in  $\varphi(\xi - b(c), c, u)$  with  $\bar{\alpha}_{p,i,j} \triangleq \frac{\alpha_{p,i,j}}{\alpha_{s,k,l}} \delta_r$  resulting in  $\bar{\varphi}(\xi - b(c), c, u)$ , where  $\varepsilon$  is the small parameter from (16). Consequently, (4)–(5) become

$$\dot{\xi} = f(\xi - b(c), c), \quad (18)$$

$$\varepsilon \dot{c} = \bar{\varphi}(\xi - b(c), c, u), \quad (19)$$

which is in the standard singular perturbation form, where  $\xi$  is the slow variable, whereas  $c$  is the fast variable. By setting  $\varepsilon = 0$  in (19), we obtain the slow manifold [15] on which the dynamics of the system are governed by the slow variable dynamics. It can be shown that in this case  $c = \gamma(x, u)$  and  $\dot{\xi} = g(x, \gamma(x, u))$ . Furthermore, we obtain  $\dot{x} = \left[ I + \frac{\partial b(\gamma(x, u))}{\partial x} \right]^{-1} g(x, \gamma(x, u))$  by applying the chain rule to  $\dot{\xi} = \dot{x} + \dot{b}(\gamma(x, u))$ . Finally, one can verify that  $\frac{\partial b(\gamma(x, u))}{\partial x} = R(x, u)$ , thus  $\dot{x} = \bar{f}(x, u)$  describes the dynamics of (4)–(5) on the slow manifold. Since we assume that  $\left. \frac{\partial \varphi}{\partial c} \right|_{c=\gamma(x, u)}$  is Hurwitz, the slow manifold is locally exponentially stable, hence the dynamics restricted to the slow manifold are a good approximation (Theorem 11.4 in [15]), which completes the proof. ■

Theorem 1 states that  $\bar{x}(t)$  approximates  $x(t)$  well if  $\varepsilon \ll 1$ , thus we refer to  $\dot{\bar{x}} = \bar{f}(\bar{x}, u)$  as the *reduced order model of module  $M$  in isolation*.

Looking at (17),  $R(x, u)$  relates the dynamics of the connected and isolated nodes in  $M$ . In other words,  $R(x, u)$  captures the retroactive effects due to intramodular binding reactions, hence the notion internal retroactivity.

Recalling that  $R_p(z_p)$  does not change upon interconnection, and that it captures the loading effect from downstream nodes, it can be interpreted as the biomolecular analog of impedance.

**Example 6.** The internal retroactivity of module  $N$  in Fig.

2 by (15) with (13) is given by  $R^N(x^N, u^N) = \begin{bmatrix} e+f & 0 \\ 0 & 0 \end{bmatrix}$ , thus, the reduced order model of  $N$  in isolation by (17) is

$$\begin{bmatrix} \dot{x}_1^N \\ \dot{x}_2^N \end{bmatrix} = \begin{bmatrix} \frac{1}{1+e+f} & 0 \\ 0 & 1 \end{bmatrix} \begin{bmatrix} g_1^N(x_1^N, \gamma_1^N(z_1^N)) \\ g_2^N(x_2^N, \gamma_2^N(z_2^N)) \end{bmatrix}. \quad (20)$$

From (20) it follows that the behavior of  $x_2^N$  remains unchanged when considering intramodular retroactivity (since  $X_2^N$  is not an input to any node). Given the fact that  $X_1^N$  is taken as input by both nodes in  $N$ , its dynamics are changed due to intramodular connections: since  $e, f > 0$  by (9)–(12) we obtain  $0 < \frac{1}{1+e+f} < 1$ . This implies that once connected, the dynamics of  $x_1^N$  slow down.

### C. Effect of Intermodular Connections

Throughout this section, we consider composable modules  $M$  and  $N$ , and their interconnection  $MN$ . Assume that the ordering of nodes in  $MN$  is the following: first the nodes of  $M$ , then the nodes of  $N$ , that is,  $X_i^{MN} = X_i^M$  for  $i = 1, 2, \dots, n^M$  and  $X_{n^M+j}^{MN} = X_j^N$  for  $j = 1, 2, \dots, n^N$ .

The *embedding of  $R_p^M(z_p^M)|_M$  to  $MN$*  is defined as

$$R_p^M(z_p^M)|_M^{MN} \triangleq \begin{bmatrix} R_p^M(z_p^M)|_M & 0_{n^M \times n^N} \\ 0_{n^N \times n^M} & 0_{n^N \times n^N} \end{bmatrix} \quad p \in \Phi^M,$$

and similarly, the *embedding of  $R_q^N(z_q^N)|_N$  to  $MN$*  is

$$R_q^N(z_q^N)|_N^{MN} \triangleq \begin{bmatrix} 0_{n^M \times n^M} & 0_{n^M \times n^N} \\ 0_{n^N \times n^M} & R_q^N(z_q^N)|_N \end{bmatrix} \quad q \in \Phi^N.$$

We define the *input layer  $\Phi_N^M$  of  $M$  with respect to  $N$*  as the set of nodes in  $M$  having parents in  $N$ , that is,  $\Phi_N^M \triangleq \{p \in \Phi^M \mid Z_p^M \cap X^N \neq \emptyset\}$ .

By the interpretation of restriction, if node  $p \in \Phi^M$  does not have parents in  $N$ , that is,  $p$  does not belong to the input layer of  $M$  to  $N$ , then  $R_p^M(z_p^M)|_{MN} = R_p^M(z_p^M)|_M^{MN}$  for  $p \in \Phi^M \setminus \Phi_N^M$ .

**Definition 9.** The *effective retroactivity to the input of  $M$  to  $N$*  is defined as

$$\Delta R_N^M(x^M, u^M) \triangleq \sum_{p \in \Phi_N^M} \left[ R_p^M(z_p^M)|_{MN} - R_p^M(z_p^M)|_M^{MN} \right] \quad (21)$$

if  $\Phi_N^M \neq \emptyset$ , otherwise  $\Delta R_N^M(x^M, u^M) \triangleq 0_{n^{MN} \times n^{MN}}$ .

**Proposition 1.** Take composable modules  $M$  and  $N$  with internal retroactivities  $R^M(x^M, u^M)$  and  $R^N(x^N, u^N)$ , respectively. Then, the internal retroactivity of the interconnected module  $MN$  satisfies

$$R^{MN}(x^{MN}, u^{MN}) = R_0(x^{MN}, u^{MN}) + \Delta(x^{MN}, u^{MN})$$

$$\text{with } R_0(x^{MN}, u^{MN}) \triangleq \begin{bmatrix} R^M(x^M, u^M) & \mathbf{0}_{n^M \times n^N} \\ \mathbf{0}_{n^N \times n^M} & R^N(x^N, u^N) \end{bmatrix}$$

and  $\Delta(x^M, u^M) \triangleq \Delta R_N^M(x^M, u^M) + \Delta R_M^N(x^N, u^N)$ .

*Proof sketch:* The internal retroactivity of  $M$ ,  $N$  and  $MN$  can be calculated by using (15). Furthermore, the nodes in  $M$  and  $N$  can be grouped whether they belong to the input layer or not. Considering  $R_p^M(z_p^M)|_{MN} = R_p^M(z_p^M)|_{MN}^{MN}$  for  $p \in \Phi^M \setminus \Phi_{MN}^M$  and similarly,  $R_q^N(z_q^N)|_{MN} = R_q^N(z_q^N)|_{MN}^{MN}$  for  $q \in \Phi^N \setminus \Phi_{MN}^N$ , one obtains the sought result. ■

**Theorem 2.** Consider composable modules  $M$  and  $N$  with internal retroactivities  $R^M(x^M, u^M)$  and  $R^N(x^N, u^N)$ , respectively. Let their reduced order models in isolation be given by  $\dot{x}^M = \bar{f}^M(x^M, u^M)$  and  $\dot{x}^N = \bar{f}^N(x^N, u^N)$ . Define

$$G(x^{MN}, u^{MN}) \triangleq \begin{bmatrix} I + R^M(x^M, u^M) & \mathbf{0}_{n^M \times n^N} \\ \mathbf{0}_{n^N \times n^M} & I + R^N(x^N, u^N) \end{bmatrix}^{-1}$$

and  $\Delta(x^{MN}, u^{MN}) \triangleq \Delta R_N^M(x^M, u^M) + \Delta R_M^N(x^N, u^N)$ , furthermore, let  $G \triangleq G(x^{MN}, u^{MN})$  and  $\Delta \triangleq \Delta(x^{MN}, u^{MN})$ .

Then, the reduced order model of the interconnection of  $M$  and  $N$  is given by  $\dot{x}^{MN} = \bar{f}^{MN}(x^{MN}, u^{MN})$  where

$$\bar{f}^{MN}(x^{MN}, u^{MN}) \triangleq [I + G\Delta]^{-1} \begin{bmatrix} \bar{f}^M(x^M, u^M) \\ \bar{f}^N(x^N, u^N) \end{bmatrix}.$$

*Proof:* Considering the reduced order models of  $M$  and  $N$  by (17) we obtain

$$\begin{bmatrix} \bar{f}^M(x^M, u^M) \\ \bar{f}^N(x^N, u^N) \end{bmatrix} = G \begin{bmatrix} g^M(x^M, \gamma^M(x^M, u^M)) \\ g^N(x^N, \gamma^N(x^N, u^N)) \end{bmatrix}, \quad (22)$$

furthermore, the reduced order model of  $MN$  using (17) and applying Proposition 1 can be written as

$$\bar{f}^{MN}(x^{MN}, u^{MN}) = (G^{-1} + \Delta)^{-1} \begin{bmatrix} g^M(x^M, \gamma^M(x^M, u^M)) \\ g^N(x^N, \gamma^N(x^N, u^N)) \end{bmatrix}.$$

By (22) we obtain

$$\bar{f}^{MN}(x^{MN}, u^{MN}) = (G^{-1} + \Delta)^{-1} G^{-1} \begin{bmatrix} \bar{f}^M(x^M, u^M) \\ \bar{f}^N(x^N, u^N) \end{bmatrix},$$

and  $(G^{-1} + \Delta)^{-1} G^{-1} = (I + G\Delta)^{-1}$  completes the proof. ■

In order to describe the interconnected modules' dynamics we need (i) the isolated modules' dynamics given by  $\dot{x}^M = \bar{f}^M(x^M, u^M)$  and  $\dot{x}^N = \bar{f}^N(x^N, u^N)$  (see (17)); (ii) the internal retroactivities  $R^M(x^M, u^M)$  and  $R^N(x^N, u^N)$  (see (15)); and (iii) the effective retroactivities to the input to each other:  $\Delta R_N^M(x^M, u^M)$  and  $\Delta R_M^N(x^N, u^N)$  (see (21)).

Internal retroactivity describes the effect of intramodular connections (Theorem 1). When connecting modules, we have to take intermodular connections into account,

that is, retroactivity between modules. According to (21),  $\Delta R_N^M(x^M, u^M)$  depends only on parameters of module  $M$  since  $R_p^M(z_p^M)$  depends only on parameters associated with node  $p$  in  $M$ , furthermore,  $\Delta R_N^M(x^M, u^M)$  captures the retroactive effect of connections from  $M$  to  $N$ . Therefore, it can be interpreted as similar to the input impedance of  $M$  to  $N$ . Moreover, the effective retroactivity to the input of a module to another can be calculated by combining  $R_p^M(z_p^M)$  for  $p \in \Phi_N^M$  according to the embedding and restriction operators. That is,  $\Delta R_N^M(x^M, u^M)$  can be determined by considering the topology-independent  $R_p^M(z_p^M)$  for nodes in the input layer of  $M$  to  $N$  ( $p \in \Phi_N^M$ ) and combine them according to the network structure via restriction and embedding.

One can apply Theorem 1 to the interconnected module  $MN$  to conclude that the reduced order model of  $MN$  approximates well the behavior of  $MN$  if  $\varepsilon \ll 1$  (see (16)).

#### IV. EXAMPLE AND SIMULATION RESULTS

We apply our results to the system in Fig. 2 with cooperative binding introduced in Example 1.

The internal retroactivity of module  $M$  is given by  $R^M(x^M, u^M) = a$  using (15) with (13). Consequently, the dynamics of module  $M$  in isolation, that is, not connected to downstream module  $N$ , can be described by  $\dot{x}^M = \frac{1}{1+a} g^M(x^M, \gamma^M(x^M, u^M))$  using Theorem 1. Recall that  $\dot{x}^M = g^M(x^M, \gamma^M(x^M, u^M))$  models the dynamics of module  $M$  when neglecting the loading effect due to  $X_1^M$  binding to its own promoter. By (9) we have  $a > 0$ , thus  $0 < \frac{1}{1+a} < 1$ , hence the dynamics of  $x_1^M$  slow down due to retroactivity caused by the self-regulation of  $X_1^M$ .

By (21), the effective retroactivity to the input of  $N$  to  $M$  is  $\Delta R_N^M(x^M, u^M) = \mathbf{0}_{3 \times 3}$  (representing that  $M$  has no inputs

from  $N$ ), and similarly  $\Delta R_M^N(x^N, u^N) = \begin{bmatrix} b & c & 0 \\ d & 0 & 0 \\ 0 & 0 & 0 \end{bmatrix}$ . The

internal retroactivity of module  $MN$  can be calculated by Proposition 1 (or equivalently by (15)) resulting in

$$R^{MN}(x^{MN}, u^{MN}) = \begin{bmatrix} a+b & c & 0 \\ d & e+f & 0 \\ 0 & 0 & 0 \end{bmatrix}.$$

Based on Theorem 2, the behavior of  $MN$  is given by

$$\begin{bmatrix} \dot{x}^M \\ \dot{x}^N \end{bmatrix} = (I + G\Delta)^{-1} \begin{bmatrix} \bar{f}^M(x^M, u^M) \\ \bar{f}^N(x^N, u^N) \end{bmatrix},$$

where  $(I + G\Delta)^{-1}$  takes the form

$$\begin{bmatrix} \frac{(1+a)(1+e+f)}{(1+a+b)(1+e+f)-cd} & -\frac{c(1+e+f)}{(1+a+b)(1+e+f)-cd} & 0 \\ -\frac{d(1+a)}{(1+a+b)(1+e+f)-cd} & \frac{(1+a+b)(1+e+f)}{(1+a+b)(1+e+f)-cd} & 0 \\ 0 & 0 & 1 \end{bmatrix}.$$

Since  $\dot{x}^M = \bar{f}^M(x^M, u^M)$  and  $\dot{x}^N = \bar{f}^N(x^N, u^N)$  describe the behavior of the isolated modules,  $(I + G\Delta)^{-1}$  captures the effect of interconnecting  $M$  and  $N$ .

Considering the last row of  $(I + G\Delta)^{-1}$ , we can see that  $x_2^N$  behaves the same as in isolation.

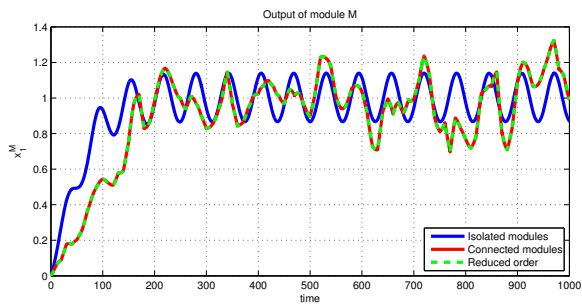


Fig. 3: Simulation results for  $x_1^M$  in case of cooperative regulation of  $X_1^N$ : the blue plot denotes isolation, the red plot represents connected modules with full order model, whereas the dashed green plot stands for the reduced order model of  $MN$ . Simulation parameters are:  $k_M = k_N = 1$ ,  $\delta_1^M = \delta_1^N = \delta_2^N = 0.1$ ,  $\eta_1^M = \eta_1^N = \eta_2^N = 10$ ,  $v_1^M(t) = 0.1 + 0.05 \sin(0.1t)$ ,  $v_1^N(t)$  is white noise with unit power,  $v_2^N(t) \equiv 0$  and all the production rate constants are zero.

In case of cooperative binding we have  $c, d \neq 0$  by (11). Therefore, the off-diagonal terms in  $(I + G\Delta)^{-1}$  are nonzero. It follows that we have to consider two effects. First, the isolated module dynamics of  $x_1^M$  and  $x_1^N$  are scaled by the first two diagonal terms when connected. Second, an additive crosstalk occurs between  $x_1^M$  and  $x_1^N$  through the off-diagonal terms. One might think that the latter effect from  $M$  to  $N$  is because  $M$  is upstream whereas  $N$  is downstream, but this is clearly incorrect: in case of independent binding we do not have this phenomenon. The crosstalk here is purely due to the nonindependent (cooperative) binding and its extent is determined by the magnitude of the off-diagonal terms.

Simulation results for cooperative binding (Fig. 3) confirm that the isolated behavior of the downstream module  $N$  distorts the periodic output signal of the upstream system  $M$ . This will always occur whenever  $c \neq 0$ , that is, the binding of  $X_1^M$  is not independent of the binding of  $X_1^N$ . The larger  $\left| \frac{c(1+e+f)}{(1+a+b)(1+e+f)-cd} \right|$ , the greater this effect. Taking (11), one can see that  $c \approx 0$ , for instance, if  $\eta_1^N \approx 0$  or  $x_1^M \approx 0$ , that is, if the total concentration of the downstream system or the output signal of the upstream system is small. Furthermore, we have  $c \approx 0$  if the dissociation constant  $k_M$  is large. All these conditions represent that the connection between  $M$  and  $N$  is weak, thus the crosstalk from  $N$  to  $M$  is small.

## V. CONCLUSION AND FUTURE WORK

In this paper, we applied singular perturbation theory to study retroactivity and modularity in complex gene transcription networks.

First, we introduced  $R_p(z_p)$ , the effective retroactivity to the input of node  $p$  and argued that it can be interpreted as input impedance. It only depends on parameters associated with the node, that is, it remains unchanged when the transcription component is part of a larger network. Furthermore, it describes the loading effect when a downstream component is connected. In addition to providing a formula for calculating this key quantity, we presented the expression of  $R_p(z_p)$  for the most common regulation types: independent, cooperative and competitive.

Second, we defined the internal retroactivity of a module capturing the retroactive effects due to intramodular connections. Moreover, we introduced a module's effective retroactivity to the input to another module describing the load presented by intermodular binding reactions when connecting two modules.

Finally, we presented a theorem for complex gene transcription networks analog to Thevenin's. It allows us to determine the behavior of connected modules by considering (i) their model in isolation, (ii) their internal retroactivity and (iii) their effective retroactivity to the input to each other.

Although the current framework is capable of modeling the most relevant processes, such as protein production and decay, as well as binding and unbinding reactions, we will extend our approach by including mRNA dynamics and dimerization. In addition, we propose to investigate the effect of retroactivity for complex systems from a qualitative point of view.

## REFERENCES

- [1] L. Thevenin, "Extension de la loi d'Ohm aux Circuits Electromoteurs Complexes" [Extension of Ohm's Law to Complex Electromotive Circuits], *Annales Telegraphiques (Troisieme serie)*, vol. 10, 1883, pp. 222–224.
- [2] D. Del Vecchio, A.J. Ninfa and E.D. Sontag, "Modular Cell Biology: Retroactivity and Insulation", *Molecular Systems Biology*, vol. 4, 2008, no. 161.
- [3] Y. Kim, Z. Paroush, K. Nairz, E. Hafen, G. Jimenez and S.Y. Shvartsman, "Substrate-Dependent Control of MAPK Phosphorylation in vivo", *Molecular Systems Biology*, vol. 7, no. 467, 2011.
- [4] P. Jiang, A. C. Ventura, S. D. Merajver, E. D. Sontag, A. J. Ninfa and D. Del Vecchio, "Load-induced Modulation of Signal Transduction Networks", *Science Signaling*, vol. 4(194), 2011, ra. 67.
- [5] B. Snel, P. Bork and M.A. Huynen, "The Identification of Functional Modules from the Genomic Association of Genes", *Proc Natl Acad Sci USA*, vol. 99, 2002, pp. 5890–5895.
- [6] J. Saez-Rodriguez, A. Kremling and E.D. Gilles, "Dissecting the Puzzle of Life: Modularization of Signal Transduction Networks", *Computers and Chemical Engineering*, vol. 29, 2005, pp. 619–629.
- [7] E. Andrianantoandro, S. Basu, D.K. Karig and R. Weiss, "Synthetic Biology: New Engineering Rules for an Emerging Discipline", *Molecular Systems Biology*, vol. 2, 2006, pp. 1–14.
- [8] A. Kremling and J. Saez-Rodriguez, "Systems Biology – an Engineering Perspective", *Journal of Biotechnology*, vol. 129, 2007, pp. 329–351.
- [9] M.R. Bennett, D. Volfson, L. Tsimring and J. Hasty, "Transient Dynamics of Genetic Regulatory Networks", *Biophysical Journal*, vol. 92, 2007, pp. 3501–3512.
- [10] K.H. Kim and H.M. Sauro, "Fan-Out in Gene Regulatory Networks", *Journal of Biological Engineering*, vol. 4, 2010.
- [11] D. Fell, "Metabolic Control Analysis: a Survey of its Theoretical and Experimental Development", *Biochemical Journal*, vol. 286, 1992, pp. 313–330.
- [12] R. Heinrich and S. Schuster, "The Regulation of Cellular Systems", *Chapman & Hall*, 1996.
- [13] S.J. Hoymeyer and A. Cornish-Bowden, "Regulating the Cellular Economy of Supply and Demand", *FEBS Letters*, vol. 476, 2000, pp. 47–51.
- [14] U. Alon, *An Introduction to Systems Biology: Design Principles of Biological Circuits*, CRC Press, 2007.
- [15] H.K. Khalil, *Nonlinear Systems*, Prentice Hall, Upper Saddle River, NJ, 1996.